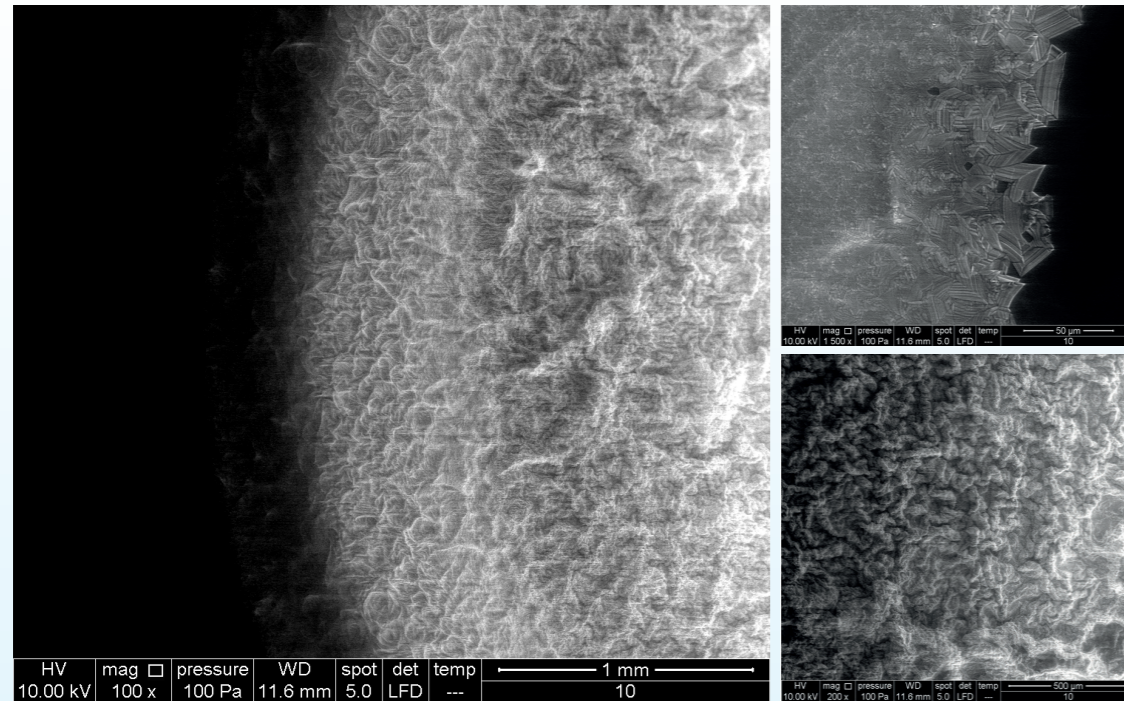


What sets **Crespine Gel** apart is its unique 3D microscopic structure and dual functionality toward osteoarthritis treatment due to integration of two different forms of hyaluronic acid (cross-linked and non-cross-linked forms).

The 3D microscopic structure gives the **Crespine Gel** its pharmaceutical form of (gel-like) material. Under an electron scanning microscope, the gel reveals a clear outer layer of non-cross linked hyaluronic acid in contact with physiological fluids and a protected inner core of double cross-linked hyaluronic acid. A layered structure in hyaluronic acid containing products may act as core of cross-linked HA containing a reservoir of non-cross linked HA, gradually releasing free HA strands.

Furthermore, the design of **Crespine Gel** provides it with the feature of one single injection effective for 9 months.



The **Crespine Gel** 3D topographic image under scanning electron microscope.

CRESPINE® GEL



COMPOSITION

Each 1 ml of Crespine Gel contains:

Hyaluronic acid	1.0 mg
Hyaluronic acid cross-linked	14.0 mg
Sodium Chloride	6.9 mg
Water for injection ad	1.0 ml

17-years evidence-based clinical efficacy

According to scientific evidence, different products of hyaluronic acid cannot be compared to each other in terms of their molecular weight or their chemical and physical characteristics. The most legitimate scientific comparison is their clinical efficacy.

Crespine Gel efficacy is a 17-year evidence-based one, revolutionizing osteoarthritis treatment.

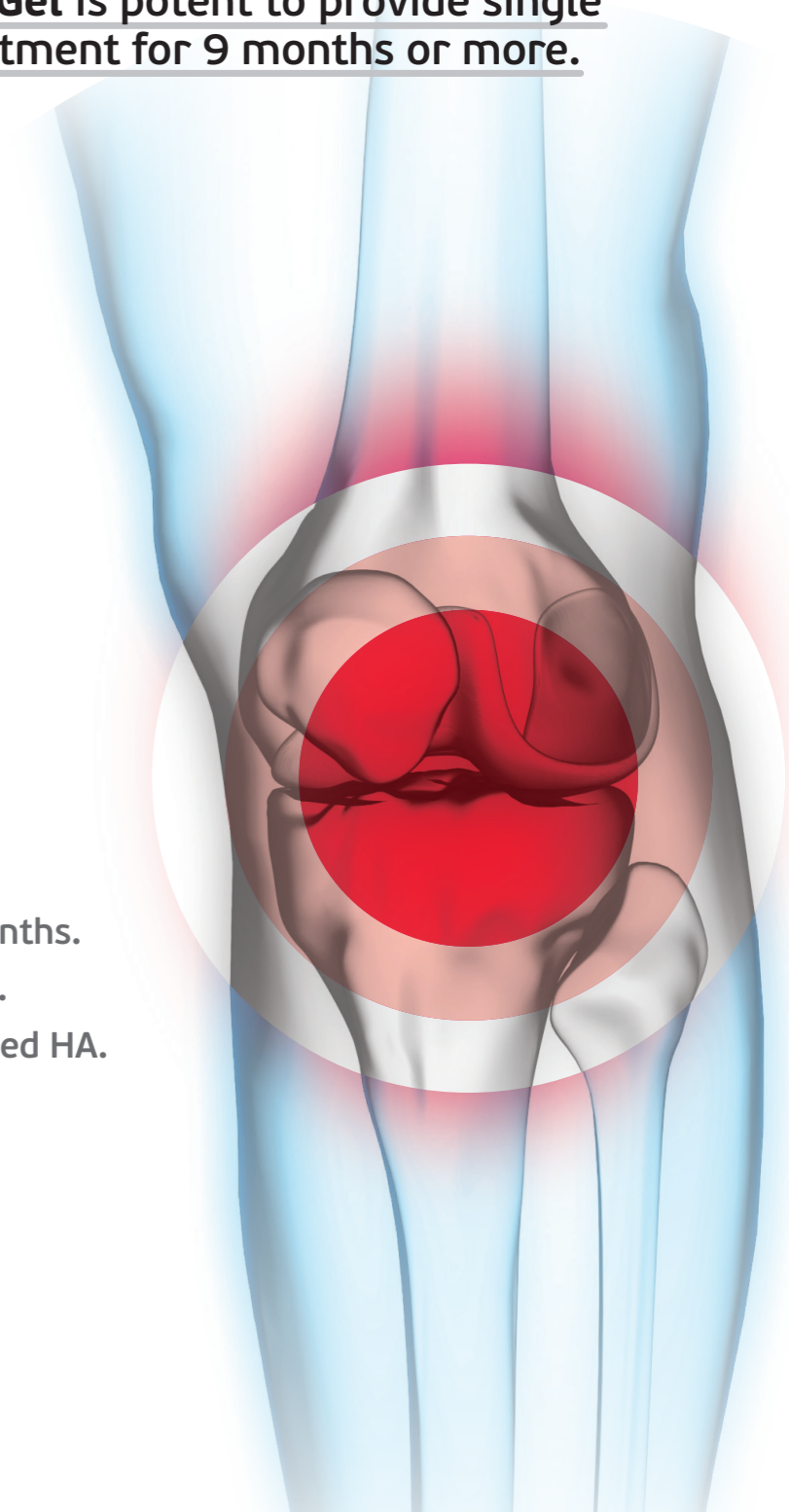
SINGLE INJECTION TREATMENT	VS	MULTIPLE INJECTION TREATMENT
One clinic visit		Multiple follow-up visits
Reduced risk of infection		Higher risk of infection
Cost effective		Higher cost
Better patient compliance		Poor patient compliance

CRESPINE® GEL

What matters is **Potency & Duration** of effect.

2ml Crespine Gel is potent to provide single injection treatment for 9 months or more.

- ⚡ 17 Years evidence-based clinical efficacy.
- ⚡ Dual functionality toward osteoarthritis treatment.
- ⚡ Unique 3D microscopic structure.
- ⚡ Gel-like material.
- ⚡ Single injection treatment.
- ⚡ Good tolerability.
- ⚡ Cost-effective.
- ⚡ Long-lasting relief for 9 months.
- ⚡ Delays the need for surgery.
- ⚡ Double cross-linked Stabilized HA.
- ⚡ Non-animal origin.



BioPolymer GmbH & Co KG
Walsmühler Strasse 18
D-19073 Dummer
Tel: +49 (0) 2602 83868-0
Fax: +49 (0) 2602 83868-20



Elaf Medical Supplies
إيلاف للتجهيزات الطبية
EMEA Headquarters
P.O.Box 1348 Amman 11941 Jordan
Tel. +962 (06) 5549896
Fax +962 (06) 5549897
www.elaf-me.com

OPTIMALLY USED IN THE **EARLY STAGES** OF OSTEOARTHRITIS

Crespine Gel is indicated for use in the treatment of patients suffering from osteoarthritis pain in the Joints who do not respond to other treatments.

- Recommended for patients with mild to moderate osteoarthritis
- To be used as an alternative to NSAIDs and other pain relief medications
- Ideal for patients who experience allergic reactions or other side-effects from the use of NSAIDs and other pain relief medications
- Suitable for patients who require a quick return to normal activity

In-clinic treatment, Crespine Gel comes ready-to-use and takes 10-20 minutes to administer in a single injection.



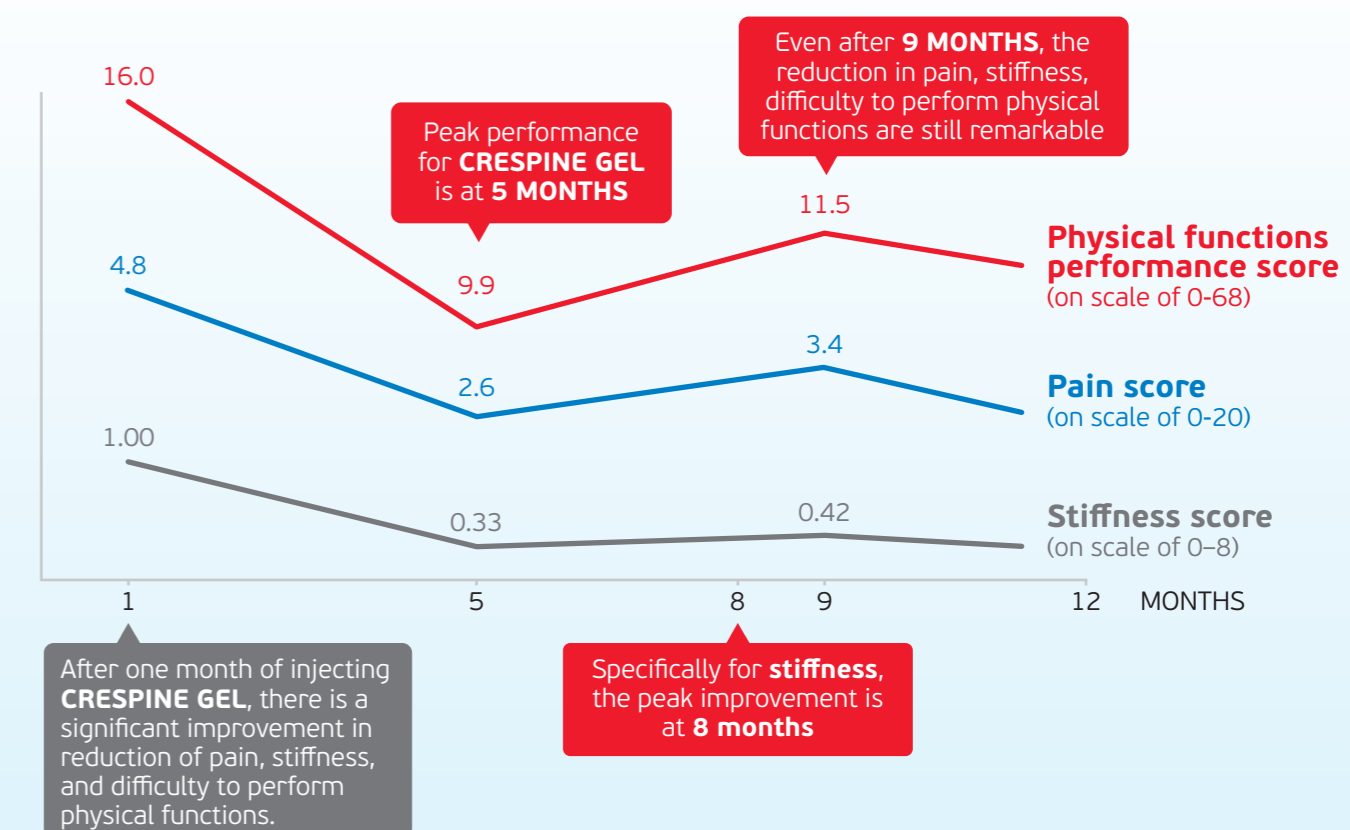
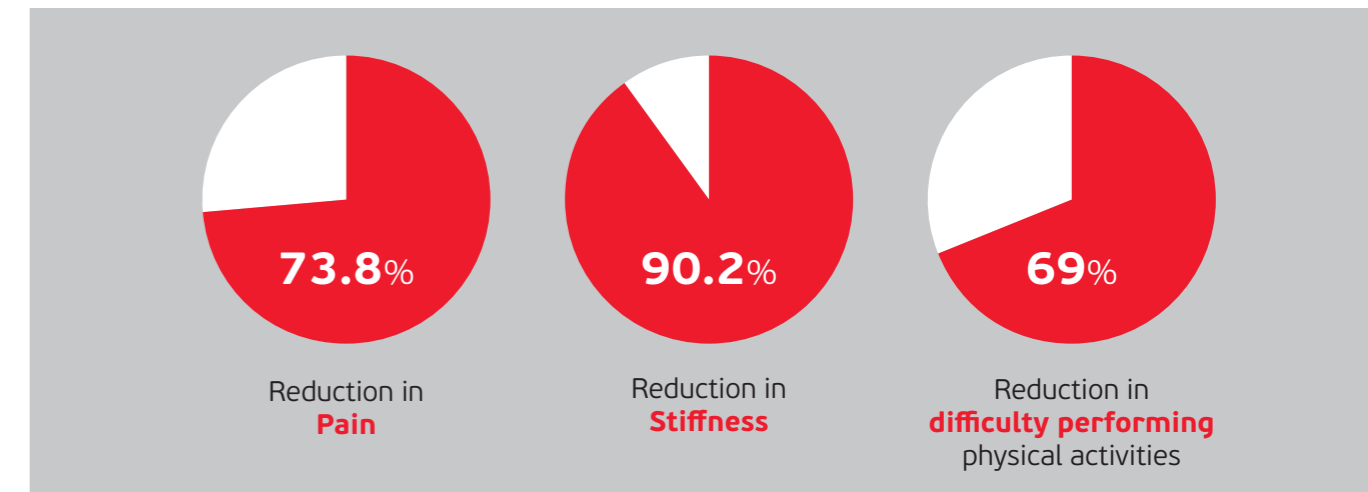
PROVEN CLINICAL EFFICACY

Crespine Gel boasts a proven clinical record spanning 17 years across various countries, cultures, and environments. Clinical data shows a 73.8% reduction in pain, 90.2% reduction in morning stiffness, and 69% improvement in physical activities.

Patients report remarkable reductions in pain, stiffness, and difficulty performing physical functions, with scores significantly improving within the first month and peaking at 5 months. Peak improvement for stiffness is reached at 8 months, and even after 9 months, the reduction in pain, stiffness, and difficulty in performing physical functions remains remarkable. This enduring efficacy highlights **Crespine Gel** as a reliable, effective solution for osteoarthritis treatment.



Efficacy and safety of cross-linked hyaluronic acid single injection on osteoarthritis of the knee: a post-marketing phase IV study



Bashaireh, K., Sorour, S., Al Hawadya, K., Naser, Z. and Al-khateeb, R., 2015. Efficacy and safety of cross-linked hyaluronic acid single injection on osteoarthritis of the knee: a post-marketing phase IV study. Drug Design, Development and Therapy, 9:2063-2072. <http://doi.org/10.2147/DDDT.S81524>.